





Games of Chance


ICE CREAM SUNDAE




whipped cream




choice of candy




pretzels



chocolate syrup



crushed cookie









sprinkles



Games of Chance

ICE CREAM SUNDAE



How to Play

Use the completed template or add a list of toppings of your choice to the blank template. Then gather all of your toppings, along with ice cream, bowls, spoons, and dice.

Create a sundae as a group:

Step one: provide each person with a bowl of ice cream.

Step two: have the first person roll the die. Based on their number, each group member adds one spoonful to their dish.

Step three: continue to repeat step 2 until each person has had a turn.

Sundae of Chance

Have each person roll the die 3 times, adding the designated topping based on their roll. See who in the group makes the best sundae.

